


# ChargePoint® CPF50 Level 2 Charging Stations for Fleet

Specifications and Ordering Information



## Ordering Information

The order codes below represent specific product configurations. Other product options are available. Please contact ChargePoint Sales for information and order codes.

### Hardware

Description		Order Code
Model	Single Port, Pedestal 5.4m (18') Cable with 6' Cable Management Kit	CPF50-L18-PEDMNT-CMK6
	Dual Port, Pedestal, 5.4m (18') Cable with 6' Cable Management Kit	CPF50-L18-PEDMNT-CMK-Dual
	Single Port, Wall, 5.4m (18') Cable with 6' Cable Management Kit	CPF50-L18-WALLMNT-CMK6
	Single Port, Pedestal, 7.0m (23') Cable with 8' Cable Management Kit	CPF50-L23-PEDMNT-CMK8
	Dual Port, Pedestal, 7.0m (23') Cable with 8' Cable Management Kit	CPF50-L23-PEDMNT-CMK8-Dual
	Single Port, Wall, 7.0m (23') Cable with 8' Cable Management Kit	CPF50-L23-WALLMNT-CMK8
Replacement Cable	5.4m (18'), 50A, Charging Cable, CMK version	CPFCABLE-T1-50A-L18-CMK-F
	7.0m (23'), 50A, Charging Cable, CMK version	CPFCABLE-T1-50A-L23-CMK-F

### Required Companion Products

Description	Order Code
ChargePoint Cloud Plan	Please contact ChargePoint sales
ChargePoint Gateway* (1 required for every 9 stations)	CPGW1-LTE

\* The ChargePoint Gateway is required for all CPF50 installations. ChargePoint certified installers will do a site validation and order the ChargePoint Gateway as needed. In addition, the site host is responsible for providing power to the gateway. The ChargePoint Gateway is owned and maintained by ChargePoint.

## ChargePoint CPF50 Datasheet

The Gateway should be located where cellular signal levels are optimal for LTE. Each Gateway must be located within 150 feet line-of-sight to as many as nine (9) CPF50 charging stations. Each CPF50 charging station has built-in WiFi capability to communicate via the Gateway for ChargePoint network services.

The Gateway is a UL Class 2 device and requires less than four watts power (33 mA@120 V or 19 mA@208 V). ChargePoint recommends hardwire electrical termination to the power source for the Gateway. The Gateway dimensions are 280 mm (11 in) wide by 340 mm (13 3/8 in) long by 137 mm (5 3/8 in) deep.

### Recommended Companion Products for Fleet Applications

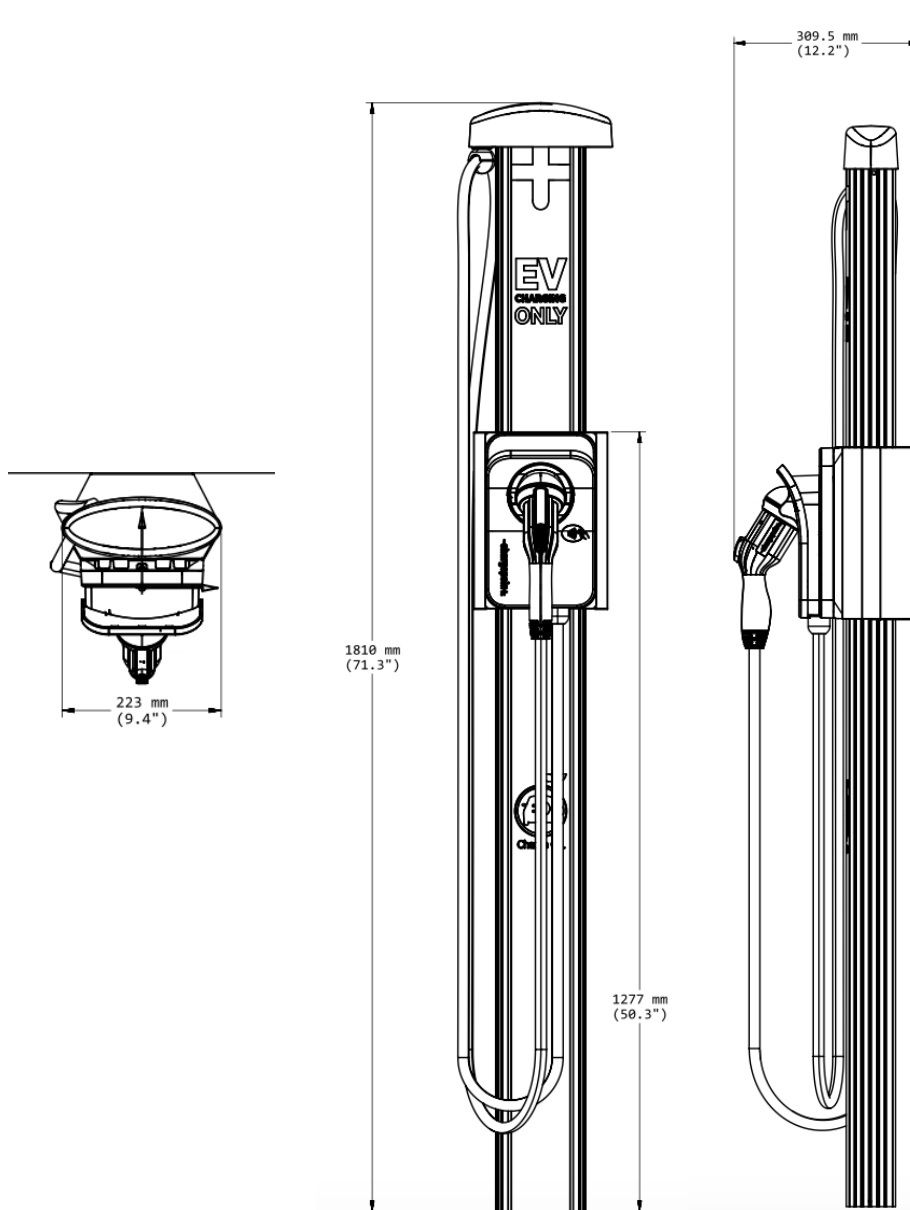
Description	Order Code
Station Initial Activation	CPSUPPORT-ACTIVE
ChargePoint Assure	CPF-ASSURE- <i>n</i> *

\*Substitute *n* for desired years of service (1, 2, 3, 4 or 5)

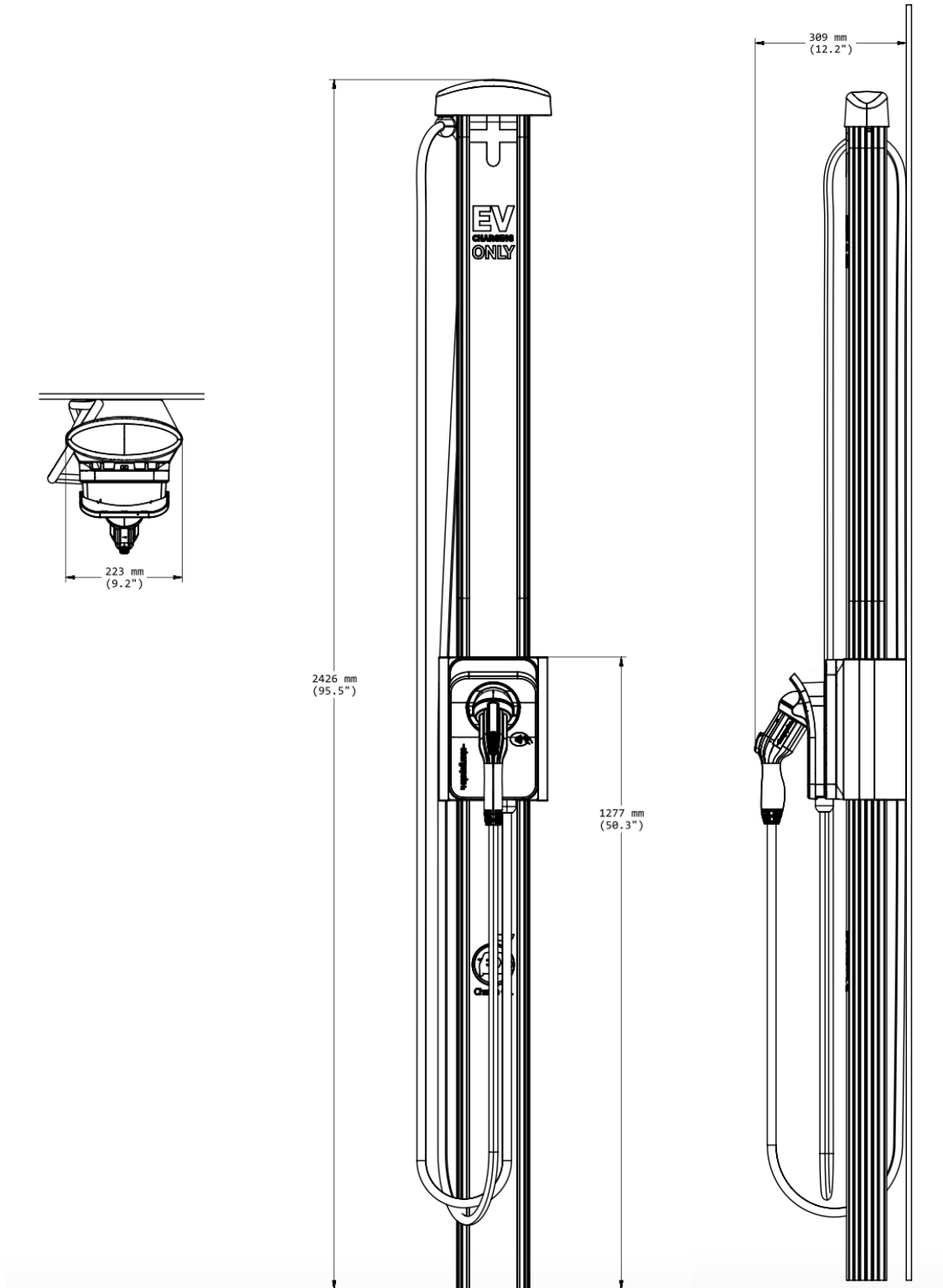
## Architectural Drawings (Dimensions)

### Single Wall Mount with Cable Management Kit

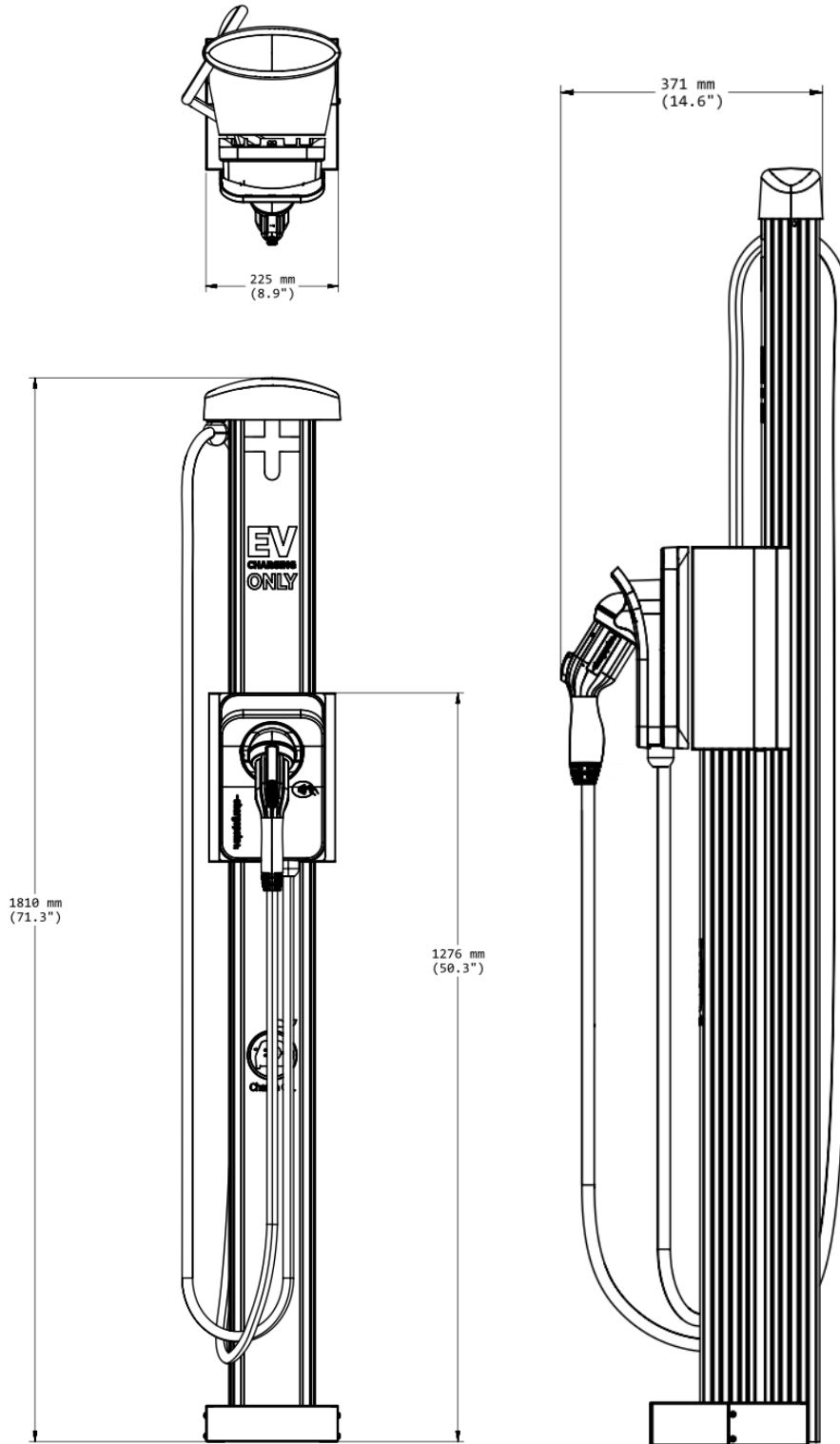
CPF50-L18-WALLMNT-CMK6ft (6 ft)



**Single Wall Mount with Cable Management Kit**  
**CPF50-L23-WALLMNT-CMK8ft (8 ft)**

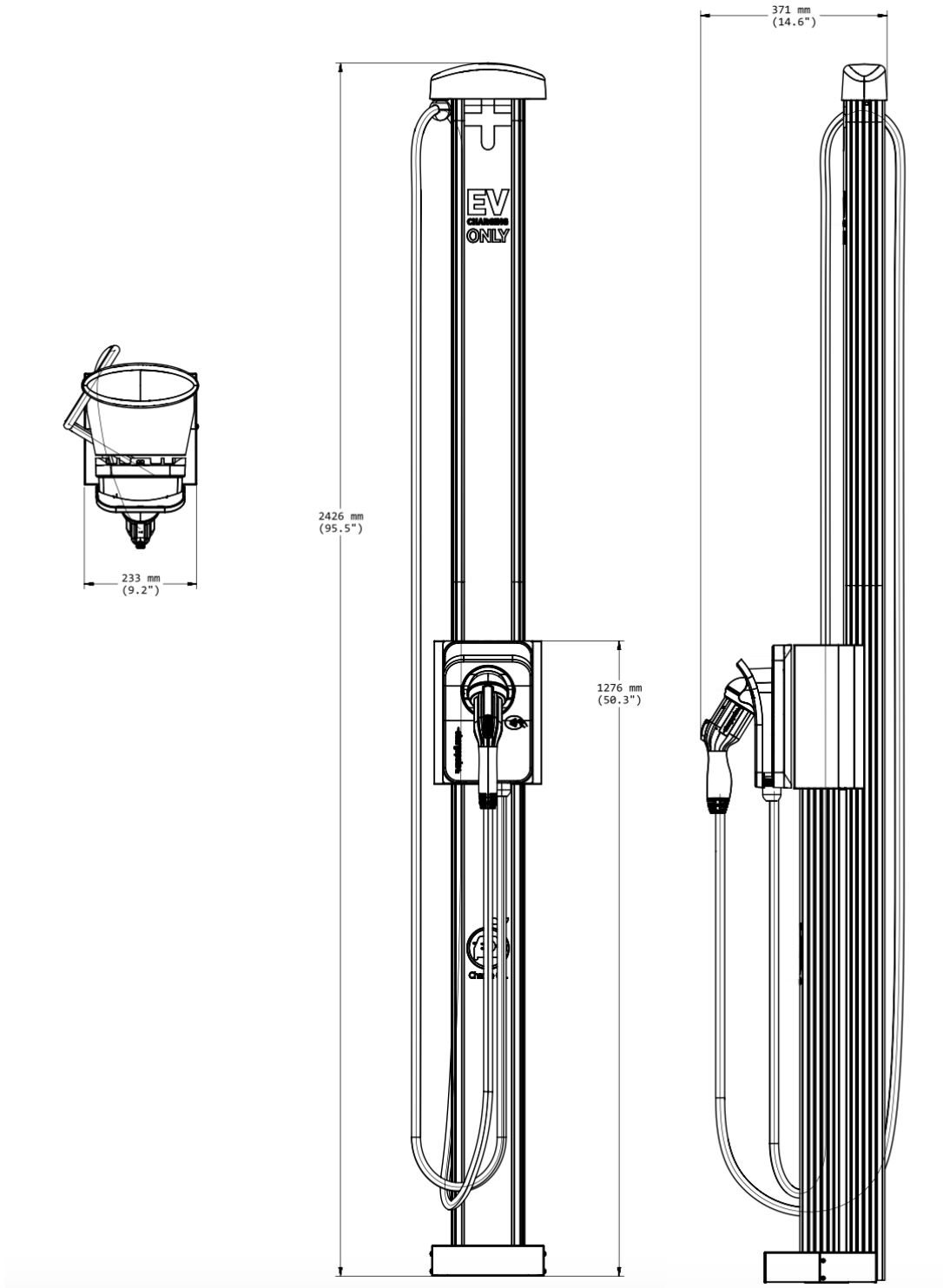


**Single Pedestal Mount with Cable Management Kit**  
**CPF50-L18-PEDMNT-CMK6 (6 ft)**



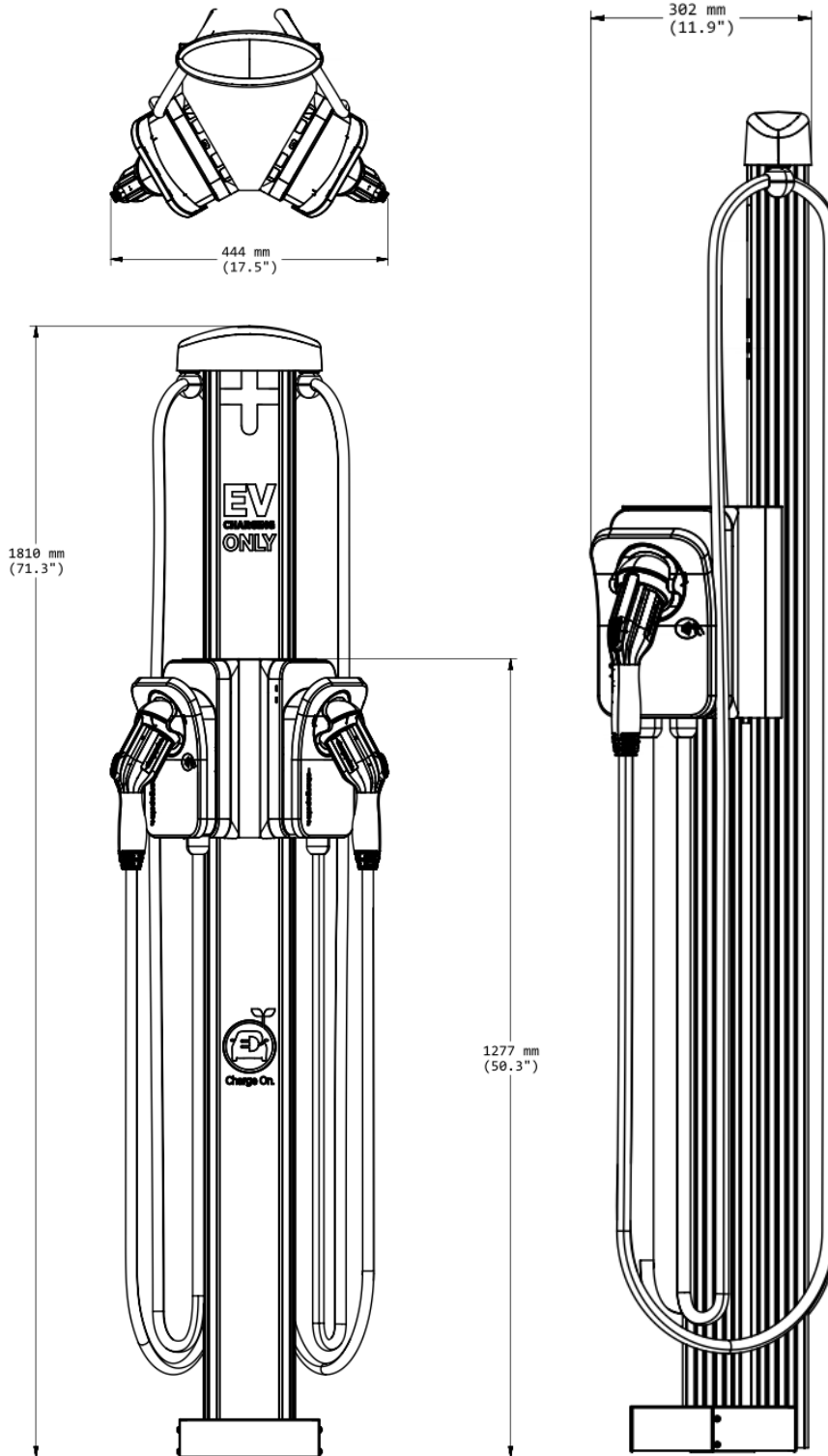
Single Pedestal Mount with Cable Management Kit

CPF50-L23-PEDMNT-CMK8 (8 ft)



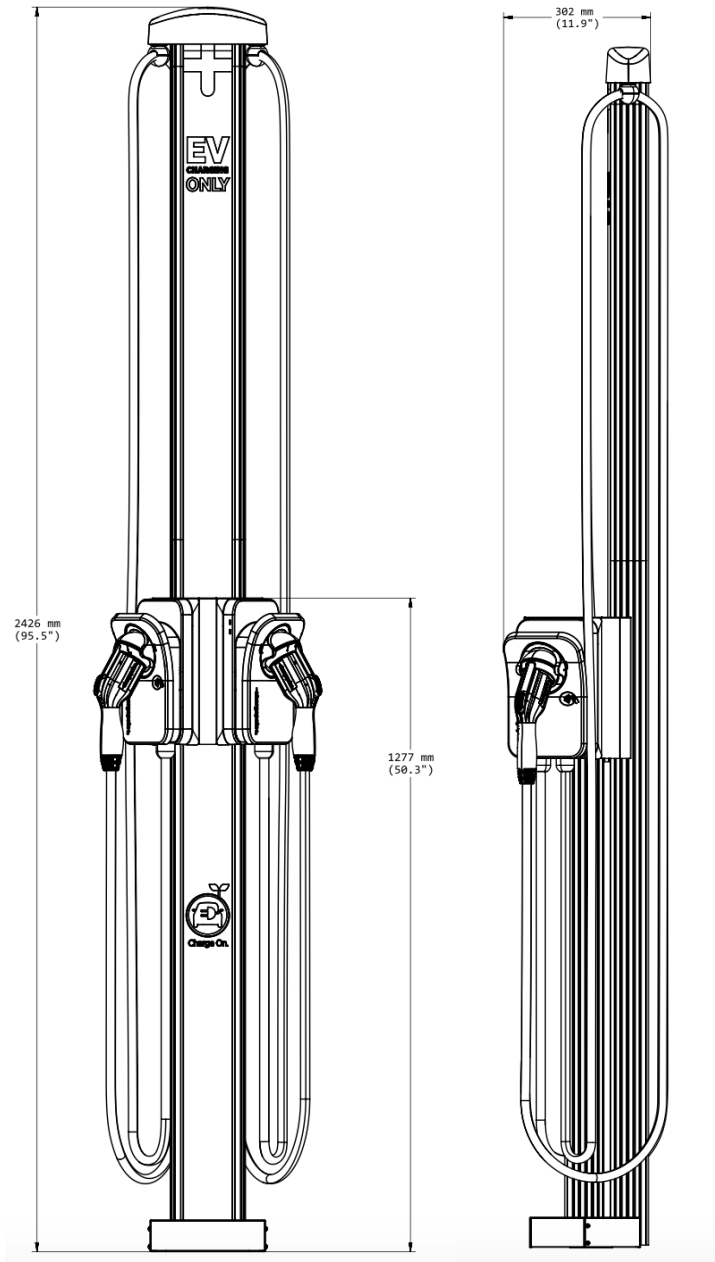
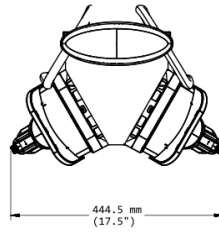
Dual Pedestal Mount with Cable Management Kit

CPF50-L18-PEDMNT-CMK6-Dual (6 ft)





**Dual Pedestal Mount with Cable Management Kit**  
**CPF50-L23-PEDMNT-CMK8-Dual (8 ft)**



## General Specifications

### Electrical Input

CPF50 supports flexible current settings up to 50A to fit your needs.

Power Select allows CPF50 stations to be installed and software-configured for current input/output lower than the maximum 50A rating depending on your electrical and charging requirements. CPF50 Power Select current input/output options include 16A, 24A, 32A, 40A, and 48A.

Power Share allows two stations to share power from a single circuit dynamically across the stations, adjusting each station’s power output depending on whether one or both are actively charging. Standard wiring uses an independent circuit for each station. Power Share can be used in combination with Power Select.

Electrical Input	One Station (AC Voltage 208 / 240V AC)			Two Stations (AC Voltage 208 / 240V AC)		
	Input Current	Input Power Connection	Required Service Panel Breaker	Input Current	Input Power Connection	Required Service Panel Breaker
Maximum 50A (Standard)	50A	One 70A/80A branch circuit	70A/80A dual pole (non-GFCI)	50A x 2	Two independent 70A/80A branch circuits	70A/80A dual pole (non GFCI) x 2
Maximum 50A (Power Share)	N/A	N/A	N/A	50A	One 70A/80A branch circuit split to two	70A/80A dual pole (non GFCI)
Power Select 16A - 48A (Standard)	16A - 48A	One branch circuit rated 125% of input current (20A - 60A)	Dual pole (non-GFCI) rated 125% of input current (20A-60A)	16A - 48A x 2	Two independent branch circuits rated 125% of input current (20A - 60A)	Dual pole (non-GFCI) rated 125% of input current x 2
Power Select 16A - 48A (Power Share)	N/A	N/A	N/A	16A - 48A	One branch circuit rated 125% of input current (20A to 60A) split to two	Dual pole (non-GFCI) rated 125% of input current (20A- 60A)

## ChargePoint CPF50 Datasheet

Service Panel/Breaker GFCI	Do not provide external GFCI as it may conflict with internal GFCI (CCID)	
Wiring – Standard	3-wire (L1, L2, Earth) No neutral	3-wire (L1, L2, Earth) x 2 No neutral
Wiring – Power Share	N/A	3-wire (L1, L2, Earth) split to 3-wire (L1, L2, Earth) x 2
Station Power	2.5W typical (standby), 4W maximum (operation)	5W typical (standby), 8W maximum (operation)
Line to Ground Voltage	120V +/- 10%	

## Electrical Output

Electrical Output	Single Port (AC Voltage 208 / 240V AC)	Dual Port (AC Voltage 208 / 240V AC)
Maximum 50A (Standard)	12 kW (240V AC @ 50A)	12 kW (240V AC @ 50A)
Maximum 50A (Power Share)	N/A	12 kW (240V AC @ 50A) x 1 or 6 kW (240V AC @ 25A) x 2
Power Select 16A - 48A (Standard)	3.8 kW – 11.5 kW (240V AC @ 16A - 48A)	3.8 kW – 11.5 kW (240V AC @ 16A - 48A) x 2
Power Select 16A - 48A (Power Share)	N/A	3.8 kW – 11.5 kW (240V AC @ 16A - 48A) x 1 or 1.9 kW – 5.8 kW (240V AC @ 8A - 24A) x 2

## Functional Interfaces

Connector Types	SAE J1772™
Cable Length – 1.8 m (6') Cable Management	5.4 m (18')

Cable Length – 2.4 m (8') Cable Management	7.0 m (23')
Overhead Cable Management System	Yes
Card Reader	ISO 15693 and ISO 14443

### Indicators

WiFi LED	Yes
Fault Indicator per UL	Yes
Status LED	Yes

### Safety and Connectivity Features

Ground Fault Detection	20mA CCID with auto retry
Open Safety Ground Detection	Continuously monitors presence of safety (green wire) ground connection
Plug-Out Detection	Power terminated per SAE J1772™ specifications
Power Measurement Accuracy	+/- 2% from 2% to full scale (50A)
Power Report/Store Interval	15 minute, aligned to hour
Local Area Network	2.4/5 GHz Wi-Fi (802.11 a/b/g/n)
Wide Area Network	4G LTE provided by the ChargePoint Gateway CPGWx

### Safety and Operational Ratings

Station Enclosure Rating	Type 3R per UL 50E
Safety and Compliance	UL and C-UL listed; complies with UL2594, UL2231-1, UL 2231-2. NEC Article 625 compliant. For Canada CSA C22.2, No. 280, 281.1, 281.2, CED UL and C-UL listed per UL916 Energy Management Equipment

## ChargePoint CPF50 Datasheet

Station Surge Protection	6 kV @ 3000A. In geographic areas subject to frequent thunder storms, supplemental surge protection at the service panel is recommended
EMC Compliance	FCC Part 15 Class B
Storage Temperature	-40°C to +60°C (-40°F to 140°F)
Operating Temperature	-40°C to +50°C (-40°F to 122°F)
Operating Humidity	Up to 95% @+50°C (122°F) non-condensing
Non-Operating Humidity	Up to 95% @+50°C (122°F) non-condensing
Maximum Charging Stations per 802.11 Radio Group	9 maximum. Each station must be located within 46 m (150') "line of sight" of a CPGW gateway

ChargePoint, Inc. reserves the right to alter product offerings and specifications at any time without notice, and is not responsible for typographical or graphical errors that may appear in this document



ChargePoint, Inc.  
240 East Hacienda Avenue  
Campbell, CA 95008-6617 USA

Contact Us

Visit [chargepoint.com](https://www.chargepoint.com)

Call +1.408.370.3802 or +1.877.370.3802  
US and Canada toll-free

Email [sales@chargepoint.com](mailto:sales@chargepoint.com)

Copyright © 2021 ChargePoint, Inc. All rights reserved. CHARGEPOINT is a U.S. registered trademark/service mark, and an EU registered logo mark of ChargePoint, Inc. All other products or services mentioned are the trademarks, service marks, registered trademarks or registered service marks of their respective owners. 27 July 2022.

ENERGY STAR certified. Listed by Underwriters Laboratories Inc.

